

RESPONSES OF 20 NATIVE TREE SPECIES TO REFORESTATION STRATEGIES FOR ABANDONED FARMLAND IN PANAMA

ELAINE HOOPER,^{1,2,3,4} RICHARD CONDIT,² AND PIERRE LEGENDRE³

¹Department of Biology, McGill University, 1205 Dr. Penfield Ave., Montreal, Québec, Canada H3A 1B1

²Center for Tropical Forest Science, Smithsonian Tropical Research Institute, Unit 0948, APO AA 34002-0948 USA

³Département de Sciences Biologiques, Université de Montréal, C.P. 6128, succursale Centre-ville, Montréal, Québec, Canada H3C 3J7

Abstract. Deforestation in the tropics often leads to unproductive agriculture and results in abandoned, degraded grasslands that tree species recolonize poorly. To evaluate why forests do not regenerate naturally and to identify potential species for use in reforestation of degraded areas, we planted 15 000 seeds of 20 native tree species, varying in seed size and shade tolerance, in abandoned Panamanian farmland dominated by the exotic grass, *Saccharum spontaneum*. To determine the effects of above- and belowground constraints on tree seedling germination, survival, and growth, we used four mowing and shading treatments of the *Saccharum*. Shading the *Saccharum* effectively eliminated it, whereas mowing led to increased light aboveground, but did not reduce *Saccharum* growth rate. Germination, survival, and growth of tree seedlings approximately doubled in shade treatments compared to the unshaded control, but were lowest when the *Saccharum* was mowed three times. Fire significantly decreased germination and survival.

Some species did not follow these general trends, however; we identified four species groups that varied in their response to *Saccharum* competition. Very small-seeded, light-demanding species performed poorly, and we do not recommend their use in reforestation because they tolerate neither above- nor belowground constraints imposed by the *Saccharum*. Light-demanding species with large seeds were limited by aboveground constraints, namely, shading. Small-seeded, shade-tolerant species were limited by belowground constraints imposed by the *Saccharum*. Large-seeded, moderately to highly shade-tolerant species performed well in the *Saccharum*; we recommend a reforestation strategy that includes planting this last group.

Key words: abandoned farmland; exotic grasses; fire effects; natural regeneration; Panama; *Saccharum spontaneum*; secondary succession; shade tolerance; tropical reforestation.

INTRODUCTION

Deforestation has left vast areas of primary humid tropical forest in a degraded state (Houghton et al. 1991). Central America, for example, is now 10% abandoned agricultural land (Finegan 1992). Land rehabilitation through reestablishment of native trees is becoming increasingly attractive because native trees have been shown to improve soil conditions significantly within four years on badly degraded tropical land (Fisher 1995). Facilitating natural tree regeneration may be an important management option, but significant barriers to tree regeneration must be overcome. Lack of seed dispersal is often cited as a major limitation to natural regeneration (Guevara et al. 1986, Janzen 1988, Nepstad et al. 1990, Aide and Cavellier 1994, Vieira et al. 1994, Aide et al. 1995, da Silva et al. 1996), and harsh microsite characteristics including

low nutrient status, high irradiance, high temperature, and low soil moisture during the dry season can also limit tree seedling survival (Uhl et al. 1988, Nepstad 1989, Nepstad et al. 1990, Gerhardt 1993).

These physiological stresses are worsened when abandoned lands are invaded by exotic grasses that compete with tree seedlings for moisture and nutrients (Nepstad 1989) and increase the propensity for fire (D'Antonio and Vitousek 1992). In Panama, abandoned sites in the Canal area are invaded by the exotic invasive grass, *Saccharum spontaneum* L. ssp. *spontaneum*. *Saccharum* attains an average height of 2.5 m and grows in dense, impenetrable stands. It is adapted to drought, burns frequently, and does not yield to weeding, mulching, fire, or deep plowing because of its deep rhizomes (Panje 1970). It is listed as one of the most serious weeds in Indonesia, India, Thailand, the Philippines, and Puerto Rico (Holm et al. 1979).

Reforestation options in *Saccharum* grasslands have not been studied, but there has been considerable research on tree restoration of deforested tropical sites invaded by a similar grass species (*Imperata cylindrica*) in Southeast Asia. Nevertheless, no feasible large-scale method has been found for restoring the original

Manuscript received 14 September 2000; revised 10 September 2001; accepted 17 September 2001; final version received 19 November 2001.

⁴Present address: Department of Biological Sciences (M/C 066), University of Illinois, 845 West Taylor St., Chicago, Illinois 60607-7060 USA.
E-mail: ehooper1@uic.edu

tree cover. Planting indigenous tree seedlings directly into the *Imperata* had limited success because of the physical difficulty of planting, grass competition, allelopathy, fire susceptibility, and soil degradation and compaction (Kuusipalo et al. 1995). Intensive deep plowing followed by planting of a fast-growing exotic tree crop to suppress grass and favor natural regeneration has been recommended (Otsamo et al. 1995). However, the high cost of site preparation and planting seedlings for this type of restoration program is economically unattractive for large-scale application in tropical countries. Instead, forest rehabilitation and management systems are needed that simultaneously accelerate natural regeneration of species-rich native forest while also providing economically and socially valuable forest products (Parrotta et al. 1997). Our goal is to find a low-cost alternative to intensive mechanical site preparation and tree plantations initiated from nursery-grown seedlings for restoring productivity of *Saccharum*-dominated grasslands in Panama.

If seed source is a major limitation, planting desired species would improve natural regeneration. Once trees are established, they may act as regeneration nuclei by attracting vertebrate seed dispersers (Nepstad et al. 1990, Lamb et al. 1997) and providing favorable germination and growth microhabitats (Kellman 1985). Native tree species have been underutilized in tropical reforestation projects, despite their proven ability to grow successfully in degraded pastures (Gonzalez and Fisher 1994, Butterfield 1995, Butterfield and Espinoza 1995). In this study, we planted seeds of 20 native tree species directly into the *Saccharum* to evaluate their germination, survival, and growth. Species with a range of shade tolerance and seed size characteristics were chosen, including small-seeded pioneers and large-seeded shade tolerants, as well as a range in between (Bazazz and Pickett 1980, Augspurger 1984, Denslow 1987, Whitmore 1989). To test the hypothesis that *Saccharum spontaneum* is a major barrier to native tree establishment, we planted 15 000 seeds of these species in a factorial experiment, varying above- and below-ground *Saccharum* competition with four shading and mowing treatments. Two intensities of mowing were used to vary aboveground competition from the *Saccharum*, leaving roots, and thus belowground competition, intact. Two levels of shading (75% and 95% of full sunlight) were used to decrease belowground competition from the *Saccharum* while varying the levels of aboveground competition. Seedling performance may be affected by proximity to forested areas (Gonzales-Montagut 1996), so we used plots at three distances from the forest.

MATERIALS AND METHODS

Study site

Las Pavas (9°06' N, 79°53' W), Panama, is located 4 km southwest of the Barro Colorado Nature Monu-

ment, where the Smithsonian Tropical Research Institute research reserve is located. The Nature Monument supports tropical moist lowland forest, as did the adjacent study area prior to deforestation. Deforestation of the public lands between the Canal operating area and private landholdings began in approximately 1976 (Penna Franco 1990). By 1984, most of the forest had been cut, burned, and used for subsistence agriculture. Small farm lots were quickly abandoned, however, most likely due to declining productivity, and were subsequently invaded by *Saccharum spontaneum*. The entire area has moderately rolling topography dissected by small streams that support corridors of native tree species; there are also a few tree islands 100–500 m in diameter in the *Saccharum*.

Rainfall on Barro Colorado Island averages 2600 mm, with a pronounced dry season from mid-December until mid-April (Windsor 1990). Rainfall was above average during the first wet season of the study (1996), but well below average during the 1997 dry season (Smithsonian Environmental Sciences Project, *unpublished data*). Soils are oxisols (Cavelier 1992), with pasture soils characterized by moderate pH (mean 5.97), low total nitrogen (mean 0.34%), and moderate to low available phosphorous (mean 0.0065 mg/g). All other micro- and macronutrients in the upper 10 cm of soil were found in concentrations not limiting to plant growth; aluminum and iron concentrations were well below toxic levels (E. Hooper, P. Legendre, and R. Condit, *unpublished manuscript*).

Sampling design

Five sites were chosen to represent a diversity of topographic conditions and were separated by 0.4–0.8 km. Each site was located in an area dominated by *Saccharum spontaneum* adjacent to a different tree island or riparian forest corridor, which we refer to as a forest edge. To determine whether there was an effect of distance from these forest edges on tree species performance, we extended a transect perpendicular to each forest edge into the *Saccharum*-dominated sites. Plots were placed at 10, 35, and 85 m along this transect. Each plot consisted of five subplots, each 1 × 8 m in size, for the five treatments: (1) mowing the *Saccharum* once, (2) mowing three times, (3) mowing three times and shading by 75%, (4) mowing three times and shading by 95%, and (5) control: no mowing or shading. The two shading treatments were created by construction of a 1.5 m high frame that was placed 0.25 m outside the subplot perimeter and covered with one or two layers of polyurethane shade cloth that removed ~75% (mean 77%, range 73–86%) and 95% (mean 95%, range 93–98%), respectively, of incident solar radiation. The shade cloth was extended far enough down the sides of the frame to ensure that each entire subplot was shaded at all times. The subplots were separated by at least a 1-m pathway, which was mown monthly to minimize *Saccharum* competition from both

TABLE 1. Twenty species of native trees indigenous to Panama planted in the experiment; species are referred to by their generic names in the text.

Species	Family	Species code	Seed mass (g)	Index of light dependence†	Dispersal agent‡	Date collected (mm/dd/yr)	Date planted (mm/dd/yr)	Germination date§
<i>Annona spraguei</i>	Annonaceae	Annosp	0.04	0.831	animal	09/20/96	09/26/96	1
<i>Antirrhoea trichantha</i>	Rubiaceae	Antitr	0.02		bird	08/02/96	08/18/96	
<i>Byrsonima crassifolia</i>	Malpighiaceae	Byrscr	2.08	0.998	animal	07/15/96	08/07/96	3
<i>Calophyllum longifolium</i>	Guttiferae	Calolo	13.70	-0.934	bat	08/27/96	09/01/96	1
<i>Carapa guianensis</i>	Meliaceae	Caragu	50.36	-0.991	animal	10/25/96	10/29/96	1
<i>Ceiba pentandra</i>	Bombacaceae	Ceibpe	0.52		wind	01/10/97	01/15/97	
<i>Dipteryx panamensis</i>	Fabaceae	Diptpa	16.66	-0.379	animal	01/12/97	01/13/97	2
<i>Genipa americana</i>	Rubiaceae	Geniam	0.14	-0.783	animal	02/08/97	02/11/97	2
<i>Hampea appendiculata</i>	Malvaceae	Hampap	0.21	0.146	animal	01/15/97	01/19/97	3
<i>Heisteria concinna</i>	Olacaceae	Heisco	0.30	-0.966	animal	03/06/97	03/08/97	3
<i>Jacaranda copaia</i>	Bignoniaceae	Jac1co	0.01	0.044	wind	09/10/96	09/26/97	1
<i>Lindackeria laurina</i>	Flacourtiaceae	Lindla	0.09		animal	08/01/96	08/07/96	
<i>Ormosia macrocalyx</i>	Fabaceae	Ormoma	0.48	0.619	animal	08/15/96	09/06/96	1
<i>Posoqueria latifolia</i>	Rubiaceae	Posola	0.62	-0.992	animal	01/08/97	01/13/97	2
<i>Spondias mombin</i>	Anacardiaceae	Sponmo	2.18	0.999	animal	08/15/96	08/21/96	1
<i>Sterculia apetala</i>	Sterculiaceae	Sterap	1.28	0.215	animal	01/27/97	01/31/97	3
<i>Trattinickia aspera</i>	Burseraceae	Tratas	0.19		animal	10/28/96	11/23/96	
<i>Trema micrantha</i>	Ulmaceae	Tremmi	0.01	-0.111	bird	08/02/96	09/04/96	1
<i>Virola surinamensis</i>	Myristicaceae	Virosu	2.89	-0.964	animal	07/02/96	07/09/96	1
<i>Vochysia ferruginea</i>	Vochysiaceae	Vocyfe	0.02	0.913	wind	10/10/96	10/14/96	1

† Index of light dependence is the first PCA score of proportional germination data under varying light levels in greenhouse conditions (A. Sautu, unpublished data); it is left blank for species that did not germinate during the experiment. Scores ranged from -0.99 (shade tolerant) to 0.99 (light demanding).

‡ Animal, animal dispersal; wind, wind dispersal; bat, dispersal primarily by bats; bird, dispersal primarily by birds.

§ 1, January 1997; 2, March 1997; 3, May 1997. Four species did not germinate in the field or in greenhouse trials and are consequently left blank; their seed viability was probably low (A. Sautu, unpublished data).

roots and shading. The shade houses were located 5 m from the three unshaded treatments so that the latter would not be shaded. *Saccharum* treatments were implemented by hand-cutting the *Saccharum* with machetes in July 1996, and again in November 1996 and March 1997 for those mown three times.

Species selection and planting

Twenty species of trees native to Panama were chosen to represent a diversity of families and shade-tolerance characteristics, with approximately equal numbers of large-, mid-, and small-seeded species (Table 1). Species were chosen with the added constraint that, whenever possible, they have an established ethnobotanical use (Aguilar and Condit 2001). Seeds were collected from five trees of each species from widely separated locations (A. Sautu, unpublished data). From each tree, 400 seeds were collected, and the seeds from all trees were pooled and mixed. Exocarps were removed and seeds were planted within five days of collection for all species not known to have seed dormancy, and as soon as possible for the rest (Table 1). We used 750 seeds of each species in this experiment; the rest were used to evaluate each species' light dependence by measuring germination rates under greenhouse conditions with varying levels of shade (A. Sautu, unpublished data).

Ten seeds from each species were planted in each 1 × 8 m subplot, for a total of 200 seeds per subplot; seeds were located randomly within each of these sub-

plots. Randomization was introduced by construction of a grid with 20-cm subdivisions; location of each species within this grid was chosen by random draw. Seeds were planted between July 1996 and March 1997. Four censuses at 2-mo intervals (January, March, May, and July 1997) were performed, including height measurements of each seedling. Height measurements were recorded as distance from the soil surface to the apical meristem, with a precision of 1 mm.

Impact of treatments on light, soil moisture, and *Saccharum* biomass

Light.—A LI-COR photometer (quantum sensor) attached to a Datalogger (LI-COR, Lincoln, Nebraska, USA) was used to measure the photon flux density in the photosynthetically active range (PAR). Instantaneous readings were taken on cloudless days in May 1997 between 1000 and 1400 hours at three heights above the ground: 3 m, 0.5 m (above the *Saccharum* litter), and 0.1 m. Two measurements were taken for each 1 × 8 m subplot.

Saccharum biomass.—All live *Saccharum* tissue and all dead litter were collected in a 1 × 1 m quadrat in each subplot at the end of the experiment and also during the third mowing treatment (March 1997) to calculate *Saccharum* growth. Samples were dried and the dry mass was recorded to the nearest gram.

Soil moisture.—Soil samples were taken from the top 10 cm at the center of each subplot within a two-day period in May 1997, seven days after the previous

rainfall. Wet mass was recorded to the nearest milligram; samples were oven-dried at 60°C for two days and then re-weighed. Soil moisture was calculated as 100 (mg H₂O/mg dry soil).

Statistical analyses: overall effects evaluated using ANOVA

A two-way split-plot ANOVA was computed using the procedure GLM in SAS (SAS Institute 1988), with *Saccharum* biomass and light as response variables. The ANOVA model accounted for distance from the forest with three levels (10 m, 35 m, and 85 m) as the main plot factor, treatment of the *Saccharum* with five levels (once mown, thrice mown, thrice mown and 75% shaded, thrice mown and 95% shaded, and control) as the subplot factor, and their interaction. Sites were considered to be a random factor, and we controlled for their effect by treating sites as statistical blocks. Tukey post hoc analysis was performed on all variables found to be significantly ($P < 0.05$) affected by the factors.

Repeated-measures ANOVA following the same two-way split-plot design was computed to determine the effect of distance from the forest, *Saccharum* treatment, time, and their interactions on tree seedling germination, abundance, survival, mean height, and relative height growth in all unburned sites ($n = 45$). Tree seedling abundance was defined as the number of individuals alive per time period per subplot. Growth was defined as relative height growth (RHT), calculated as:

$$\text{RHT} = [\ln(H_t) - \ln(H_{t-1})]/T$$

where H_{t-1} and H_t are measurements of heights on two consecutive dates, T is the number of days between these dates, and \ln is the natural logarithm.

Statistical analyses: species-specific effects evaluated using multivariate analyses

Effect of treatment.—To understand the effect of treatments on each species, we used Redundancy Analysis (RDA; Rao 1964) in a MANCOVA-like procedure, as proposed by Verdonschot and ter Braak (1994). We chose RDA because the species variables in our data table could not be normalized, making the data unsuitable for standard MANCOVA procedures. RDA uses permutation testing to find the significance of explained variation, and thus species abundances do not have to be normally distributed prior to analysis. In the present analysis, RDA was chosen instead of other multivariate procedures that use asymmetrical distance measures (measures that exclude 0), such as canonical correspondence analysis (CCA), because we planted a known number of individuals per species, thus making zeros a meaningful basis for comparison among sites (Legendre and Legendre 1998).

RDA was used to implement a three-way MANCOVA-like design to test the significance of the three main factors (distance from the forest, treatment of *Saccharum*, and time), as well as all two-way inter-

actions and the three-way interaction. Site and the interaction of site with all of the main factors and interactions were used as covariables in order to treat site as a statistical block. Each main factor and each interaction was coded as a matrix of predictor dummy variables by site, much the same as in standard multiple regression with discrete independent variables, except that the dummy variables were made orthogonal so that they would not be correlated with the covariables (Legendre and Anderson 1999). Analysis involved testing each main or interaction effect using 999 permutations in the program Canoco 4 (ter Braak and Smilauer 1998), while controlling for the effect of the main factors, sites, and their interactions not included in a given test. To do this, the matrix of dummy variables by site for the factor of interest was used as the matrix of predictors, and all the other factors and interactions were placed in another matrix used as covariables in the analysis. This analysis was performed separately with the following response variable matrices: (1) germination and (2) relative height growth for all unburned sites ($n = 45$). As with all of our multivariate analyses, post hoc planned pairwise comparisons were computed using 999 Monte Carlo permutations, and significance was judged after Bonferroni adjustment ($P < 0.05$ was considered significant).

Effect of fire.—A wildfire between the second (March) and third (May) censuses burned two of the five sites, so all previous analyses were performed on the three unburned plots. To test the effect of fire on germination and species abundance, a three-way MANOVA-like analysis using the dummy-variable coding method was performed. The three main factors included distance from forest, treatment of the *Saccharum*, and fire (burned vs. unburned). This analysis was performed on two species matrices: (1) the number of individuals present for each species at 30 unburned and 30 burned subplots during the final July census (subplots for one unburned site were removed from the analysis to achieve a balanced design), and (2) the number of individuals germinating in these 60 subplots in July 1997.

Survival.—The effect of the treatments on species survival could not be tested in the same way as for the germination, abundance, and growth data because the symmetrical distance measure used in RDA was not appropriate for survival data. In the data matrix of survival of species by sites, it is impossible to differentiate a zero resulting from a lack of germination (inappropriate for evaluating survival) from a zero resulting from death after germination (appropriate). The survival data did not approach normality, and no transformation managed to achieve it; thus, MANOVA also could not be used. Therefore, we used multiple regression procedures for each species separately, with survival as the response variable, using only the data for each site where a given species had germinated. To test the effect of treatment on survival, a matrix of

TABLE 2. Effect of the treatments on *Saccharum*: light (PAR) at 0.5 m above ground, percentage of incident solar radiation (I), and our interpretation of aboveground and belowground constraints imposed by the *Saccharum* under each treatment.

Treatment	Biomass (g)		Growth rate (g·m ⁻² ·d ⁻¹)		Light (μmol·m ⁻² ·s ⁻¹)		I	Constraints	
	\bar{x}	1 SE	\bar{x}	1 SE	\bar{x}	1 SE		Above-ground	Below-ground
Control	4652 ^a	1134			39 ^c	14	3%	high	high
Once mown	3205 ^a	523	8.9 ^a	1.5	215 ^b	95	15%	low	high
Thrice mown									
Not shaded	1308 ^b	205	10.9 ^a	1.7	550 ^a	89	39%	low	high
75% shaded	179 ^c	60	1.5 ^b	0.5	201 ^b	35	14%	low	low
95% shaded	38 ^d	10	0.3 ^c	0.1	70 ^c	20	5%	high	low

Notes: Entries with the same letter superscripts are not significantly different ($P < 0.05$) according to Tukey post hoc analysis. *Saccharum* biomass was ln-transformed, and light levels were $\ln(x + 0.1)$ -transformed.

dummy variables coding for the five treatments was used as the predictor variable, and statistical significance was analyzed using permutation testing, which does not require normality. The partial regression coefficients were used to assess the effect of the treatments on relative survivorship. To avoid overspecification of the model, the dummy variables coding for the 95% shaded treatment were removed.

Integrated performance index.—To assess the overall performance of each species in the *Saccharum* treatments, an integrated performance index was calculated (De Steven 1991). This performance index is calculated as the product of germination, survival, and growth. De Steven (1991) used mean height attained by tree seedlings as a measure of growth, whereas we used relative height growth between May and July in order to standardize for differences in timing of emergence.

Index of light-dependence.—To evaluate species' light dependence, relative proportional germination was calculated per species under greenhouse conditions with 3%, 30%, and 50% incident light levels, using seeds collected from the same seed sources (A. Sautu, unpublished data). A principal component analysis (PCA) was then conducted on these proportional values, and the first principal component was considered an index of light dependence (Table 1).

RESULTS

Effect of treatment on Saccharum growth, light levels, and soil moisture

Both shading and mowing treatments significantly ($F_{4,24} = 57.7$, $P < 0.0001$) reduced live *Saccharum* biomass (Table 2). *Saccharum* growth rate was significantly ($F_{3,24} = 17.1$, $P < 0.0001$) reduced with shading, whereas it did not decrease with mowing ($P = 0.058$; once mown, 8.9 ± 1.5 g·m⁻²·d⁻¹; thrice mown, 10.9 ± 1.7 g·m⁻²·d⁻¹; mean \pm 1 SE). Light levels in the photosynthetically active range (PAR) were significantly affected by *Saccharum* treatment (for 0.5 m, $F_{4,24} = 15.6$, $P < 0.0001$; for 0.1 m, $F_{4,24} = 3.2$, $P = 0.029$). PAR at 0.5 m above ground did not significantly differ

when once mown or 75% shaded, averaging 14–15% of incident solar radiation. PAR also did not significantly differ between the control and 95% shaded *Saccharum*, averaging 3–5% incident solar radiation. Soil moisture ranged from $56.3 \pm 4.2\%$ when 75% shaded and thrice mown to $42.0 \pm 3.6\%$ (mean \pm 1 SE) when unshaded and thrice mown.

Overall effect of distance from the forest on tree seedling performance

Neither distance from the forest nor the interaction of distance from the forest with time or treatment had any significant effect upon tree seedling germination, abundance, survival, or growth.

Overall effect of Saccharum treatment on tree seedling performance

Germination, survival, and mean height of tree seedlings were significantly ($F_{4,24} = 11.7$, $P = 0.003$; $F_{4,24} = 2.8$, $P = 0.040$; $F_{4,24} = 3.9$, $P = 0.004$, respectively) affected by the *Saccharum* treatment; all were higher when the *Saccharum* was artificially shaded in comparison to the control (Table 3). In contrast, mowing the *Saccharum* three times yearly led to the lowest germination, survival, and mean height. Percentage germination, survival, and mean height nearly doubled when the *Saccharum* was mown three times and shaded in comparison to when it was unshaded and mown three times (germination rose from 13% to 23%, survival from 39% to 79%, and mean height from 5.5 cm to 9.7 cm). Mowing the *Saccharum* once led to intermediate germination, survival, and mean height values, which were not significantly different from these extremes. Relative height growth (RHT) was also affected by treatment ($F_{4,24} = 4.9$, $P < 0.010$), but this effect was only significant in the early dry season ($F_{4,24} = 3.5$, $P = 0.025$). Height growth was an order of magnitude higher in both shaded treatments than in the unshaded treatments. In both the *Saccharum* control and the thrice-mown treatment, growth was negative in the dry

TABLE 3. Effect of *Saccharum* treatment on tree seedling performance: percentages of germination and survival, seedling height, and dry-season (March–May 1997) relative height growth.

Treatment	Germination (%)†		Survival (%)‡		Height (cm)		Relative height growth (d ⁻¹)	
	\bar{x}	1 SE	\bar{x}	1 SE	\bar{x}	1 SE	\bar{x}	1 SE
Control	14.06 ^{bc}	1.7	44.23 ^b	9.8	7.34 ^b	0.54	-0.00009 ^b	0.00029
Once mown	17.22 ^{abc}	1.4	62.30 ^{ab}	7.6	6.75 ^{bc}	0.45	0.00027 ^b	0.00027
Thrice mown								
Not shaded	12.95 ^c	1.2	39.00 ^b	6.6	5.47 ^c	0.53	-0.00038 ^b	0.00118
75% shaded	23.11 ^a	1.2	74.13 ^a	5.2	9.70 ^a	0.57	0.00235 ^a	0.00022
95% shaded	19.45 ^{ab}	1.9	78.92 ^a	5.4	9.14 ^a	0.52	0.00210 ^a	0.00042

Notes: Entries with the same letter superscripts are not significantly different ($P < 0.05$) according to Tukey post hoc analysis.

† Square-root transformed: $\sqrt{x + 0.01}$.

‡ Survival was defined as (the number of individuals that had germinated up to and including the May census that survived until the end of the experiment)/(the number of individuals that had germinated up to and including the May census).

season, indicating that increments resulting from growth could not match losses.

The interaction of time and *Saccharum* treatment significantly affected abundance ($F_{4,24} = 13.0, P = 0.003$; Fig. 1). In January, after the wet season, tree seedling abundance did not differ among the treatments. In contrast, during the dry season, lower germination and survival in the unshaded treatments led to a signifi-

cantly lower abundance of tree seedlings by May in the unshaded compared to the shaded *Saccharum*. Mean abundance decreased during the early dry season in both the *Saccharum* control and the unshaded, thrice-mown *Saccharum*. At the final census, tree seedling abundance in the shaded *Saccharum* (75% and 95%) was more than double that found in the unshaded, thrice-mown *Saccharum*.

Time significantly affected germination ($F_{4,24} = 36.3, P < 0.001$) and seedling height ($F_{4,24} = 3.2, P = 0.005$; Appendix A). Germination was higher in the wet seasons (for January, $5.2 \pm 1.1\%$; for July, $6.4 \pm 0.9\%$) than in the dry season (for March, $2.0 \pm 0.4\%$; for May, $3.7 \pm 0.8\%$). Mean seedling height was highest in the July wet season (9.7 ± 0.5 cm) and lowest in the late dry season (for May, 5.6 ± 0.5 cm). All values are expressed as means ± 1 SE.

Overall effect of fire

Fire significantly lowered germination ($F_{1,73} = 33.2, P < 0.001$) and survival ($F_{1,73} = 146.6, P < 0.001$). Following fire, mean germination was 5.3%, whereas the mean in all unburned plots was 17.3%. Mean survival (via resprouting) was 6.7% in burned plots, whereas survival in unburned plots averaged 57.2%.

Species-specific effects

Large-seeded, shade-tolerant species had the highest germination and survival in the *Saccharum* control (Table 4). Germination was correlated positively with seed size ($F_{1,718} = 28.9, P < 0.001$); *Trema* and *Annona*, both with seeds < 0.1 g in mass, had the lowest mean germination (3–7%), whereas *Calophyllum*, which had an average seed size of 14 g, had the highest germination (42%). Survival also was correlated positively with seed size ($F_{1,323} = 13.3, P = 0.003$). Survival was so low for two small-seeded species (*Annona* and *Trema*) that they could not be considered in the remaining survival analyses. Survival in the *Saccharum* control

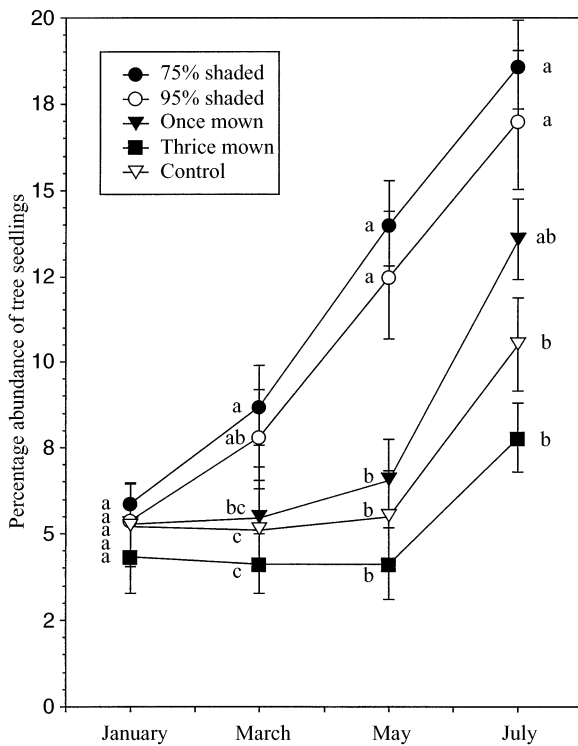


FIG. 1. Mean (± 1 SE) percentage abundance of seedlings [no. individuals per subplot/(total no. planted)] in response to *Saccharum* treatments, over all time periods in 1997. Points with the same lowercase letters are not significantly different (Tukey post hoc analysis, $P < 0.05$).

TABLE 4. Percentage germination, G (%), and percentage survival, S (%), of all seeds planted in the uncut *Saccharum* control, grouped into three seed size classes and three shade-tolerance classes.

Size class	Seed size (g)	Pioneer†		Gap-dependent‡		Shade-tolerant§	
		G (%)	S (%)	G (%)	S (%)	G (%)	S (%)
Small	<0.15	12.8	35	5.0	0	21.0	0
Medium	0.15–1.0			16.1	64	21.1	5
Large	>1.0	8.3	40	21.1	62	30.7	72

† Pioneer species (index of light dependence > 0.75).

‡ Gap-dependent species (index of light dependence 0.75 to –0.75).

§ Shade-tolerant species (index of light dependence < –0.75).

was correlated negatively with the index of light dependence ($F_{1,54} = 5.1$, $P = 0.026$) and positively with seed size ($F_{1,54} = 3.7$, $P = 0.054$), suggesting that large-seeded, shade-tolerant species had higher survival in the uncut *Saccharum*.

Germination

Effect of Saccharum treatment.—The germination of all species varied depending upon *Saccharum* treatment and time (RDA time \times treatment interaction: $F_{12,24} = 1.8$, $P = 0.005$). The effect of treatment was only significant during the dry season (for March, $F_{4,30} = 5.0$, $P = 0.001$; for May, $F_{4,30} = 3.8$, $P = 0.002$); see Appendix B. These differences were pronounced enough that a significant ($F_{4,30} = 3.1$, $P < 0.001$) effect of *Saccharum* treatment on germination over all time periods was found. This is illustrated by the ordination of the matrix of overall germination per subplot (Fig. 2). The first axis (horizontal) explained most of the species variation. It was correlated positively with germination in both the 75% and 95% shaded treatments, and negatively with germination in the unshaded treatments. This is indicated by the position of the treatment vectors in the ordination; both levels of shading are found on the right side of the ordination, and all of the unshaded treatments are located on the left. Germination did not significantly differ with the level of shading or with the level of mowing. Thus, species' germination varied depending upon the presence or absence of shading, but was not affected by mowing.

The species most affected by the difference between the shaded and unshaded *Saccharum* formed two polarized clusters in this ordination space, represented by their positions along the first ordination axis (Fig. 2). Species in the first cluster, especially *Genipa*, *Ormosia*, *Dipteryx*, *Posoqueria*, and *Heisteria*, had high germination where the *Saccharum* was shaded. The high correlation between germination of these species and shading is represented in the ordination by the low angle of their vectors in relation to the first axis, and the high length of their vectors. They had 15–40% higher germination in shade than in the control, and ~10% less

germination in the thrice-mown treatment than in the control (Fig. 3). The second species group, consisting of *Byrsonima* and *Sterculia*, had the opposite response (Fig. 2); both species had higher germination in the unshaded, thrice-mown treatment. The germination of *Sterculia* doubled, while *Byrsonima* had over nine times higher germination in the unshaded thrice-mown than in the shaded treatments (Fig. 3). The very small-seeded species (*Annona*, *Jacaranda*, *Trema*, and *Vochysia*) had highest germination in the 75% shaded treatment (Figs. 2 and 3). Species that germinated in the wet season (*Calophyllum*, *Virola*, and *Spondias*) were indifferent to the ordination axis, as illustrated by their high angle from the first ordination axis and the short length of their vectors (Fig. 2). This ordination also suggests that it is not light levels that caused differential germination in relation to the gradient in shading (Fig. 2). Germination differed significantly between the uncut *Saccharum* control and the 95% shaded treatment ($F_{1,4} = 2.8$, $P = 0.014$; RDA post hoc analysis), but light levels (PAR) did not differ significantly between these treatments.

Effect of fire.—When burned, most species germinated poorly (RDA; $F_{1,30} = 9.7$, $P < 0.001$). *Dipteryx*, *Hampea*, *Heisteria*, and *Sterculia* had germination rates approximately cut in half following fire, whereas *Posoqueria* and *Genipa* were very sensitive to fire (6.3% germinated on burned sites vs. 42.4% on unburned sites in the former species; 7.3% vs. 39.5% in the latter). *Spondias* had only slightly lower germination on unburned sites. *Trema* and *Byrsonima* had the opposite response to fire, with *Trema* averaging 3.6% germination on burned sites and 2.2% on unburned, and *Byrsonima* 7.6% on burned and 7.0% on unburned sites. Other species could not be evaluated because they germinated before the wildfire.

Survival

Effect of Saccharum treatment.—The survival of all species except *Genipa* was highest in at least one of the shaded *Saccharum* treatments (Fig. 4). Most species had lower survival in the thrice-mown treatment relative to the control, but *Spondias* and *Sterculia* had the opposite response. Survival when the *Saccharum* was mown once was intermediate and similar to that on the control for most species, except *Jacaranda*, *Genipa*, *Spondias*, and *Sterculia*, which had more than double the percentage survival when the *Saccharum* was mown once compared to the control.

Effect of fire.—Species varied in their ability to survive fire. Most died, but five of the larger seeded species were able to resprout. Their survival ranged from 20.2% for *Ormosia* to 2.2% for *Calophyllum* and *Virola*; *Carapa* and *Dipteryx* also resprouted.

Growth

Effect of Saccharum treatment.—Species varied in their relative growth rate in relation to treatment and

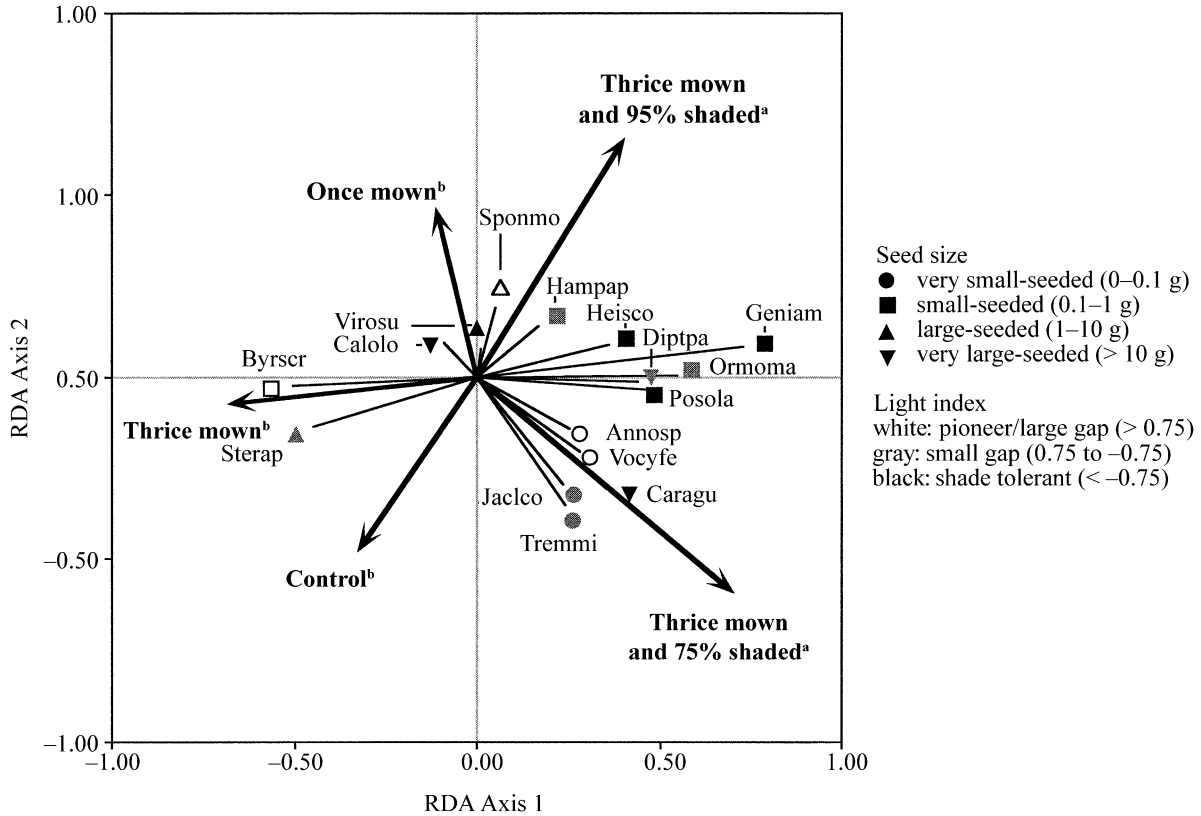


FIG. 2. Ordination biplot illustrating the significant ($P < 0.001$) effect of *Saccharum* treatment on species germination over all time periods. Same-letter superscripts indicate no significant difference ($P < 0.05$) following post hoc analysis (planned comparisons). The *Saccharum* treatment explained 22.8% of the species variation in germination. Biplot scores are represented following Type II scaling (correlation biplot). Arrows indicate treatments, and lines indicate species vectors. Species codes are listed in Table 1.

season (RDA time \times treatment interaction: $F_{4,8} = 2.9$, $P < 0.001$). Ordinations performed on the species matrix of relative height growth by subplots produced biplots in which most of the species variation was explained by the first axis (horizontal) in both the wet season (Fig. 5) and dry season (Fig. 6). In the dry season, the first axis was positively correlated with growth in both the 75% and 95% shaded treatments, but there was no association with mowing. All species in the dry season had higher growth in the shaded treatments (Fig. 5). In the wet season, both mowing and shading had an effect upon species' growth. The first axis of the ordination was correlated with the presence or absence of shading. Many species with low growth in the control and thrice-mown treatments achieved high growth in the shaded treatments, especially those with small- to mid-sized seeds (*Jacaranda*, *Posoqueria*, *Heisteria*, *Genipa*, and *Hampea*). A second axis appears to represent a light gradient: both treatments with the lowest light levels (95% shaded and control) were positively correlated with this axis, and the treatments with higher light levels were negatively correlated with this axis. Most species had low growth when the *Saccharum* was mown three

times, except *Byrsonima*, *Sterculia*, *Dipteryx* (which achieved their highest growth rates in this treatment), and *Spondias*.

Overall performance: integrated performance index

Ormosia had the highest integrated performance in the *Saccharum* control, coupling high growth with moderate survival and germination (Table 5). The large-seeded *Virola*, *Carapa*, and *Dipteryx* ranked next, with moderate germination and growth, and high survival. *Sterculia* had relatively high performance in the *Saccharum* control, despite low germination, because of its high growth rate. *Calophyllum* followed these with high germination, but low survival and growth. All other species had relatively poor performance in the *Saccharum* control.

Most species had much higher performance where the *Saccharum* was shaded, as a result of higher germination, survival, and growth compared to the control. Germination and survival were similar for most species under both levels of shading, but performance in the 75% and 95% shaded treatments varied because growth differed. Generally, shade-tolerant species performed better in the 95% shaded *Saccharum*, whereas *Carapa*,

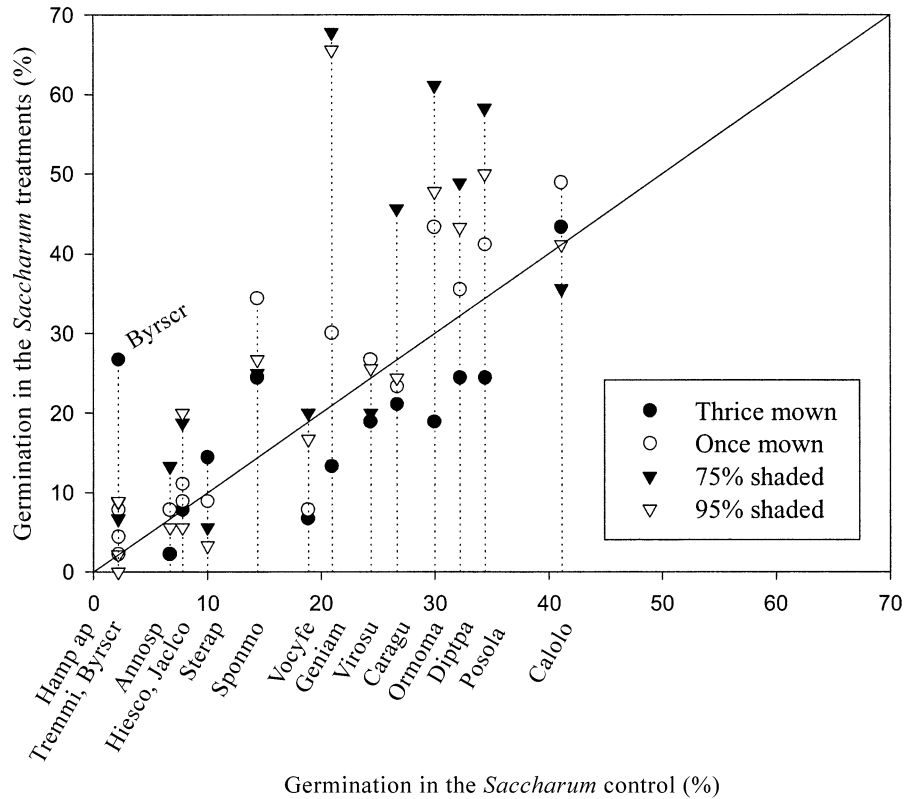


FIG. 3. Percentage germination in the *Saccharum* treatments vs. control for the 16 species that germinated. Species codes are listed in Table 1.

Dipteryx, and *Jacaranda* had higher performance where the *Saccharum* was 75% shaded.

For most species, performance was low when the *Saccharum* was mown three times, except for *Byrsonima*, *Spondias*, and *Sterculia*. *Byrsonima* had zero performance in all other treatments, indicating its narrow tolerance of shaded conditions. In contrast, *Spondias* performed better when the *Saccharum* was 95% shaded, and generally had high performance in all treatments except the control, indicating its range of tolerance.

DISCUSSION

Our results show that the invasive grass, *Saccharum spontaneum*, negatively affects germination, survival, and growth of native tree seedlings in abandoned Panamanian farmland. Most tree species showed a similar response to treatments that reduced *Saccharum* biomass. Their germination, survival, and growth were significantly higher when the *Saccharum* was shaded in comparison to unshaded control conditions. Shading treatments essentially eliminated the *Saccharum*, and we presume that belowground constraints were consequently reduced. Given that understory light levels were similar when the *Saccharum* was 95% shaded as in the control, we conclude that belowground constraints were responsible for the large decrease in seed-

ling performance when the *Saccharum* was present. In Amazonian pastures, Nepstad (1989) found that root competition from pasture grasses was a major limitation to tree seedling growth. He used trenching experiments to ascertain the effect of belowground competition; we also recommend trenching experiments to clarify the effect of belowground competition at our site in relation to other possible belowground constraints such as allelopathy or soil factors. However, our objective in the present experiment was to focus on treatments such as mowing and shading, which are easier to implement and thus feasible in local reforestation projects.

Mowing the *Saccharum* three times exposed tree seedlings to high irradiance, which increased temperatures by 5–9°C, decreased humidity 10–15%, and lowered soil moisture by ~10% in comparison to the shaded treatments. We note that these values are approximate and may differ when larger areas are mown. *Saccharum* growth was undiminished with mowing. Tree seedling germination, growth, and survival were lowest under these conditions (approximately 50% lower values than those recorded in the shaded treatments). Other studies of tree regeneration in Neotropical pastures have produced similar results. Gerhardt (1996) found that germination of *Swietenia macrophylla* was lowest in pasture mown three times yearly in comparison to

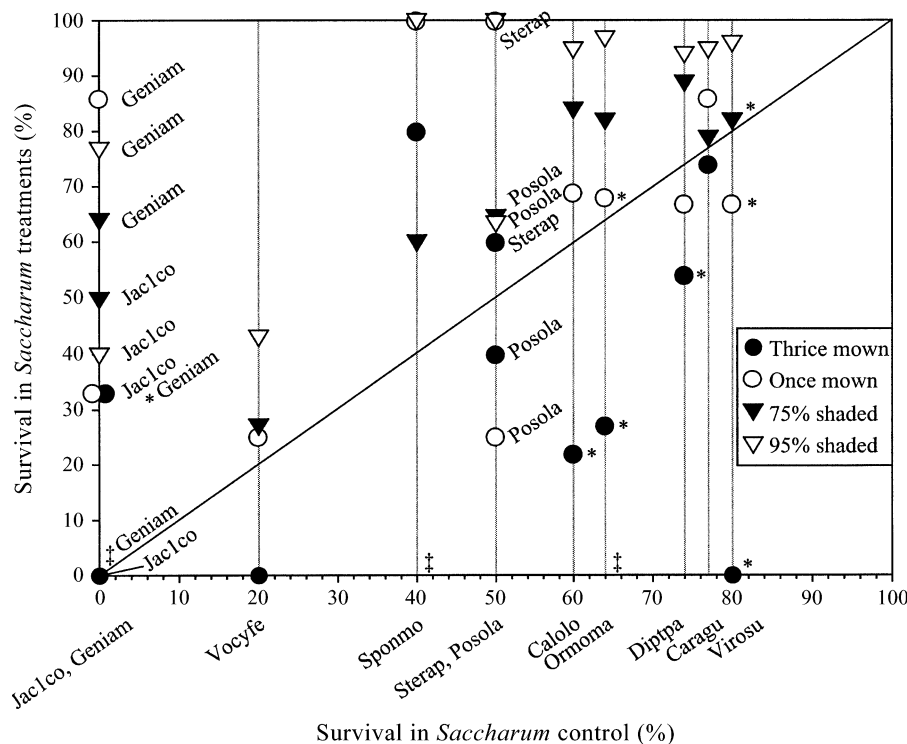


FIG. 4. Percentage seedling survival in the *Saccharum* treatments vs. control for the 11 species that we were able to evaluate. Species codes are listed in Table 1. Cases in which survival differed significantly ($P < 0.05$) from the 95% shaded treatment are marked with an asterisk. Where the symbol ‡ appears on the x-axis, survival in the control differed significantly from the 95% shaded treatment.

unmown pasture, especially during the dry season. Many authors have found that tree seedlings in the Neotropics have higher performance under the shade of pasture trees and shrubs because of protection from irradiation (Uhl 1987), higher soil moisture (Kellman and Miyanishi 1982, Guevara et al. 1986, Vieira et al. 1994), and decreased root competition with grasses (Nepstad 1989).

We suggest that dry-season water stress, as a result of the dense *Saccharum*, limits tree seedling regeneration. Elimination of the *Saccharum* through shading significantly improved most tree species' germination and growth during the dry season. Previous research has shown that high temperatures and lower moisture availability in tropical pastures, compared to forest, resulted in water stress and limited seedling establishment and survival. Pasture grasses significantly decrease soil moisture availability because of their dense root mass in the upper 50 cm of soil (Uhl 1987, Nepstad et al. 1990).

Although these were the general trends, species were not identical in their responses to mowing and shade, and species differences are important because they offer management options for different reforestation settings. Because species differences in response to experimental treatments were consistently predicted by seed size and shade tolerance, we find it useful to group

species using these characteristics when interpreting our results.

We first consider the species with the smallest seeds: *Trema*, *Annona*, *Vochysia*, and *Jacaranda*. They had the lowest overall germination and survival, and their germination was highest when the *Saccharum* was 75% shaded but much lower with 95% shade, suggesting that they are light dependent, as they are on Barro Colorado Island, Panama (Welden et al. 1991). Survival of these small-seeded species was very low in the unshaded treatments, suggesting that belowground constraints also limit their success in the *Saccharum*. Survival and germination were lowest during the dry season, suggesting that competition for moisture may also be important. Nepstad (1989) found that small-seeded, light-demanding species (including *Jacaranda copaia*) had poor survival in Amazonian pastures because of low soil moisture (Nepstad et al. 1990). It has been suggested that these pioneer species hold the most promise for use in reforestation because of their fast growth and abundant regeneration in secondary succession (Finegan 1992, Condit et al. 1993). In abandoned farmland in Panama, however, they tolerate neither above- nor belowground constraints imposed by the *Saccharum*, and thus cannot be used.

For the next group, we consider three species that had high performance in the exposed conditions of the

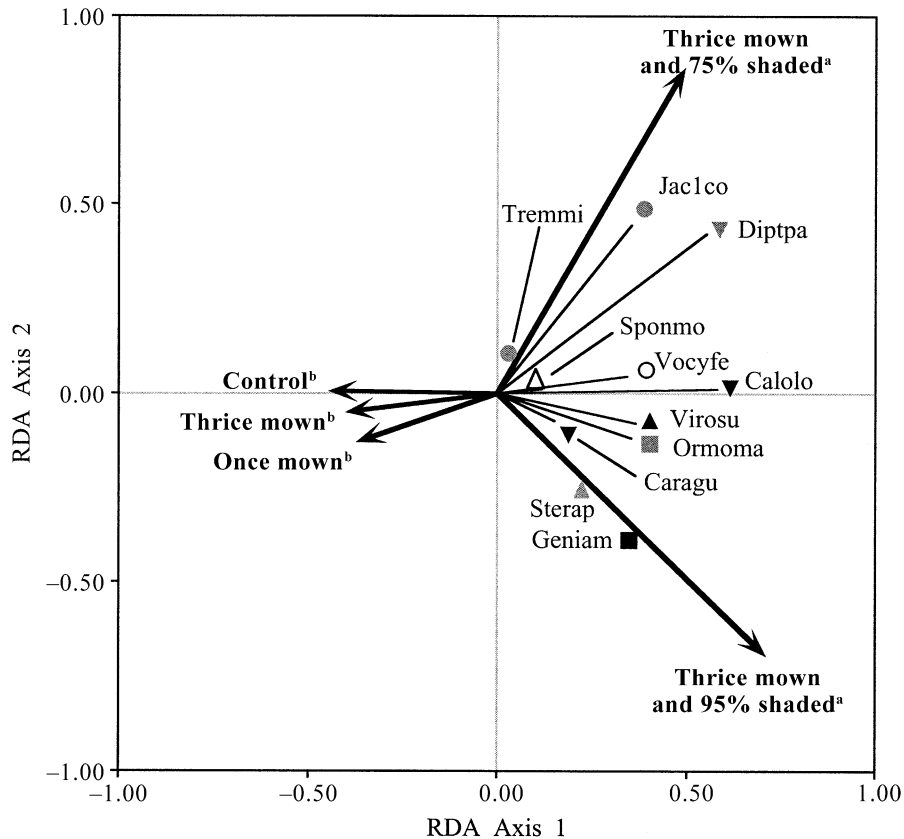


FIG. 5. Ordination biplot illustrating the significant ($P = 0.002$) effect of *Saccharum* treatment on the relative height growth (RHT) of 11 tree species in the dry season, between March and May 1997 (the other species had not yet germinated). Same-letter superscripts indicate no significant difference ($P < 0.05$) following post hoc analysis. *Saccharum* treatment explained 24.1% of the species variation. The first and second axes explained 15.4% and 5.6%, respectively, of the species variance. Arrows indicate treatments and lines indicate species vectors. Codes associated with each species are listed in Table 1, and the symbols representing light requirements and seed sizes match Fig. 2.

thrice-mown *Saccharum* treatment and low performance in the *Saccharum* control: the savanna specialist *Byrsonima crassifolia* and the gap-colonists *Spondias mombin* and *Sterculia apetala* (Kellman and Miyanishi 1982, Condit et al. 1993). All three were light demanding (index of light dependence >0.2) and had large seeds (1–10 g). Germination rates for these species were never high, but for *Byrsonima* and *Sterculia* they were highest in the thrice-mown treatment. In contrast to all other species, they had high survival and growth when the *Saccharum* was mown three times; in fact, *Byrsonima* only survived in this treatment, and its growth rate was over twice that of any other species. We conclude that these species are able to tolerate dry, exposed conditions as well as belowground constraints imposed by the *Saccharum*; their natural regeneration was limited by aboveground constraints, namely light. In addition, both *Byrsonima* and *Spondias* were able to germinate successfully after fire. Both species are found frequently in these fire-prone grasslands.

Third, we consider a group of three species (*Posoqueria*, *Genipa*, and *Heisteria*) that had the opposite

response to *Saccharum* treatment as the previous light-demanding group. They had small seeds (0.1–1 g) but were shade tolerant, with high germination in the shaded treatments and low germination in the mown treatments. They had negative indices of light dependence, indicating shade tolerance as well (Table 1). Because shade did not limit their performance, we conclude that belowground constraints resulting from *Saccharum* competition must have limited their regeneration.

The large- to very large-seeded (2.9–50.4 g) species form the final group. They ranged from the moderately shade-tolerant *Dipteryx* (index of light dependence -0.4 ; Table 1) to the very shade-tolerant *Calophyllum*, *Carapa*, and *Virola* (index of light dependence <-0.9). The latter three species germinated immediately upon planting (in the wet season), irrespective of *Saccharum* treatment and, despite slow growth rates, they were relatively tall (>10 cm) by the final census. In contrast, *Dipteryx* had dormant seeds and did not germinate until the dry season, grew best in the treatments with higher light, and showed shade dependence in germination. All four large-seeded species had high survival and

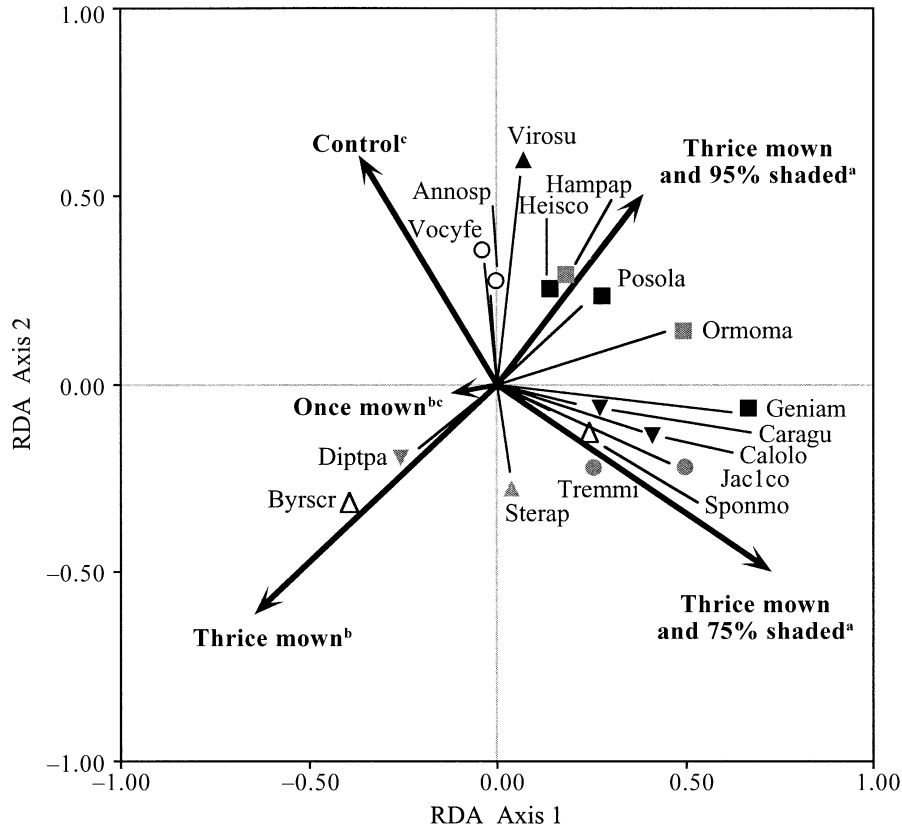


FIG. 6. Ordination biplot illustrating the significant ($P < 0.001$) effect of *Saccharum* treatment on the relative height growth (RHT) of 16 tree species in the wet season, between May and July 1997. Same-letter superscripts indicate no significant difference ($P < 0.05$) based on post hoc analysis. *Saccharum* treatment explained 19.8% of the variance between species, with the first and second axes explaining 11.2% and 4.5%, respectively. Arrows indicate treatments and lines indicate species vectors. Codes associated with each species are listed in Table 1, and the symbols match Fig. 2.

relatively high performance in the *Saccharum* control (Table 4). We conclude that the *Saccharum* did not completely limit their regeneration. A reforestation effort starting with seed and minimal pre-sowing treatment is likely to succeed with these large-seeded, shade-tolerant species.

Fires burn yearly in the dry season in these *Saccharum*-dominated grasslands, and our data show that these wildfires are also a major barrier to tree regeneration. Fire killed most species and significantly lowered the germination of all except *Trema* and *Byrsonima* (but those two cannot compete with established *Saccharum*). Resprouting from cut stems or stumps is a very common mechanism for reestablishment following disturbance (Aide et al. 1995), and we found that seedlings of several large-seeded species (*Carapa*, *Dipteryx*, *Virola*, *Ormosia*, and *Calophyllum*) could resprout following fire. Recurring fires, as a result of grass invasion following pasture abandonment, arrest natural tree regeneration in abandoned pastures at other Neotropical sites as well (Janzen 1988, Nepstad et al. 1990, Aide and Cavellier 1994).

Management suggestions

Fire is a major barrier to tree regeneration at our sites, limiting both establishment and species diversity. We therefore recommend the establishment of fire-breaks, which have also been an integral part of reforestation strategies in Costa Rica (Janzen 1988) and the Amazon (Nepstad et al. 1990). The breaks must be large for effective fire protection because the flame height of *Saccharum* wildfires can reach >15 m.

Many alternatives have been suggested for forest restoration throughout the wet tropics. These range, in order of increasing cost, from simply allowing natural regeneration to proceed, to planting seeds or seedlings to assist natural regeneration, through establishing tree plantations and allowing recruitment of tree seedlings below them (Brown and Lugo 1994, Guariguata et al. 1995, Kuusipalo et al. 1995). Our goal was to find a low-cost strategy for extensive forest restoration in abandoned Panamanian farmland, and our results suggest that even with the removal of fire, natural tree regeneration will not proceed unassisted because the *Saccharum* poses a formidable barrier to the small-

TABLE 5. Integrated performance index (De Steven 1991) for each species (generic name given) in each treatment, calculated as $G \times S \times RHT$ (percentage germination \times percentage survival \times relative height growth).

Species	Control				95% shaded			
	G	S	RHT	Index	G	S	RHT	Index
<i>Ormosia</i>	30	64	3.65	7.0	48	97	4.53	21.1
<i>Carapa</i>	27	77	2.98	6.2	24	95	1.56	3.6
<i>Virola</i>	24	80	3.05	5.9	26	96	4.79	12.0
<i>Dipteryx</i>	32	74	2.41	5.7	43	94	2.59	10.5
<i>Sterculia</i>	10	50	6.85	3.4	3	100	4.05	1.2
<i>Calophyllum</i>	41	60	1.07	2.6	41	95	3.79	14.8
<i>Spondias</i>	14	40	3.33	1.9	27	100	12.85	34.7
<i>Annona</i>	7	50	4.18	1.5	6	50	3.37	1.0
<i>Vochysia</i>	19	20	2.90	1.1	17	43	3.52	2.6
<i>Posoqueria</i>	34	50	0.15	0.3	50	63	5.13	16.2
<i>Genipa</i>	21	0		0.0	66	77	6.54	33.2
<i>Jacaranda</i>	8	0		0.0	6	40	13.95	3.1
<i>Trema</i>	2	0		0.0				
<i>Heisteria</i>	8				20	100	8.48	17.0
<i>Byrsonima</i>	2							
<i>Hampea</i>	2				9	100	7.42	6.7

Notes: Species are listed in descending order in relation to performance in the *Saccharum* control. If no value for survival is given when a germination percentage is listed, that species did not germinate until the final census (July 1997). If a species did not germinate, the columns corresponding to that treatment were left blank. The shaded treatments were also thrice mown. Relative height growth (RHT) between May and July is expressed as d^{-1} ; RHT values have been multiplied by 10^3 .

seeded species that have the highest probability of being dispersed (e.g., Nepstad et al. 1996). In general, tree seedling performance was lowest in the thrice-mown treatment, and was not significantly different between the unmown and once-mown *Saccharum*. We therefore do not recommend mowing as a site treatment. Shade greatly enhanced the performance of most tree species and effectively killed the *Saccharum*. Producing a shade cover as quickly as possible is therefore the best strategy for reforestation. We thus suggest planting large-seeded tree species (both the moderately and highly shade tolerant) directly into the *Saccharum* to catalyze forest regeneration, because our data suggest that they can survive in the *Saccharum*. The shade-tolerant species are advantageous because they have immediate and high germination, whereas the more light-demanding species have higher growth.

In the Brazilian Amazon, Knowles and Parrotta (1995) also found that large-seeded species could be propagated most efficiently by direct seeding. One limitation of using large-seeded species, however, is that their seeds generally have limited viability and must be planted as soon as possible after collecting. Once a shade cover is produced, we therefore suggest planting seeds of the small-seeded, shade-tolerant species (*Posoqueria*, *Genipa*, and *Heisteria*) to increase species richness. Their high performance in shaded conditions where the *Saccharum* was absent suggests that they would perform well, and their longer seed survival and small seed size are advantageous for collecting and planting. Also, these species could be planted directly under isolated trees, shrubs, and clumps of *Musa* found in these *Saccharum*-dominated grasslands, as Vieira et al. (1994) have tried in Amazonian pastures.

Successful reforestation strategies in other areas such

as the Brazilian Amazon (Knowles and Parrotta 1995) and Southeast Asia (Otsamo et al. 1995) have involved deep ripping of the soil and planting wildlings or nursery-grown seedlings. At our sites, soil trenching would expose the soil to erosion and introduce high site preparation costs. We do not recommend planting seedlings directly into the *Saccharum* because it is so dense that it would damage the seedlings. However, given that firebreaks must be established, we recommend that species of local value be planted as seedlings in the firebreaks. We also recommend direct seeding of the colonizing species *Byrsonima* and *Spondias* in the firebreaks, where they could benefit from the mowing treatments undertaken for fire prevention. Both species performed well in dry, exposed conditions, and both have long-lived seeds that are easy to manipulate and store. Given that site access is difficult in the *Saccharum*, planting these species in the cleared areas would be simple and cost-effective. Once established, these species could act as a green firebreak and attract frugivores, increasing seed dispersal to the regeneration area, as has been found for windbreaks in Costa Rica (Harvey 2000).

Our results suggest that indigenous botanical diversity can help to provide a range of cost-effective reforestation strategies in *Saccharum*-dominated grasslands. A knowledge of species performance under shaded, exposed, and control conditions is critical for matching the most promising species to site characteristics, thus maximizing their reforestation potential. Another barrier that we cannot address is the implementation of reforestation. Demonstration of the economic and ecological benefits of forest restoration on degraded land is the next necessary step.

TABLE 5. Extended.

75% shaded				Unshaded, thrice mown				Unshaded, once mown			
G	S	RHT	Index	G	S	RHT	Index	G	S	RHT	Index
61	82	3.60	18.0	19	27	3.39	1.7	43	68	2.28	6.6
46	79	2.34	8.5	21	74	1.02	1.6	23	86	0.90	1.8
20	82	1.26	2.1	19	0		0.0	27	67	0.40	0.7
49	89	2.59	11.3	24	54	6.41	8.3	36	67	4.80	11.6
6	100	5.05	3.0	14	60	7.60	6.4	9	100	4.48	4.0
36	84	3.73	11.3	43	22	0.16	0.2	49	69	1.59	5.4
24	60	8.02	11.5	24	80	8.34	16.0	34	100	3.20	10.9
13	0		0.0	2	0		0.0	8	0		0.0
20	27	-5.50	-3.0	7	0		0.0	8	25	-2.40	-0.5
62	64	2.13	8.5	24	40	0.48	0.5	41	25	10.31	10.6
68	64	6.77	29.5	13	33	1.82	0.8	30	86	8.28	21.4
20	50	13.55	13.6	9	0		0.0	9	33	3.66	1.1
9	80	5.93	4.3	2	0		0.0	2	0		0.0
				27	63	17.10	28.7				

ACKNOWLEDGMENTS

This work was supported by a grant from the Fundacion AVINA. The Smithsonian Tropical Research Institute provided generous logistical support. We thank members of the Center for Tropical Forest Science for their dedicated assistance: A. Sauta, J. Aranda, and D. Lamella for collecting seeds used in this study; J. Aranda, S. Aguilar, and R. Pérez for tree seedling identification; S. Loo de Lao for help with initial database management; and L. Valencia for logistical support. Thanks to M. Victoria Arrocha for field assistance. At the Université de Montréal, we thank P. Casgrain and V. Makarenkov for computer assistance. We also thank M. E. Grillet, K. D. Holl, H. F. Howe, and two anonymous reviewers for helpful comments on the manuscript. Special thanks to the people of Las Pavas for their dedicated field assistance, and to A. Sanchez for sharing his knowledge of the local flora.

LITERATURE CITED

- Aguilar, S., and R. Condit. 2001. Use of native tree species by an hispanic community in Panama. *Economic Botany* **55**:223–235.
- Aide, T. M., and J. Cavelier. 1994. Barriers to lowland tropical forest restoration in the Sierra Nevada de Santa Marta, Columbia. *Restoration Ecology* **2**:219–229.
- Aide, T. M., J. K. Zimmerman, L. Herrera, M. Rosario, and M. Serrano. 1995. Forest recovery in abandoned tropical pastures in Puerto Rico. *Forest Ecology and Management* **77**:77–86.
- Augsburger, C. K. 1984. Light requirements of tropical tree seedlings: a comparative study of growth and survival. *Journal of Ecology* **72**:777–795.
- Bazazz, F. A., and S. T. A. Pickett. 1980. Physiological ecology of tropical succession: a comparative review. *Annual Review of Ecology and Systematics* **11**:287–310.
- Brown, S., and A. E. Lugo. 1994. Rehabilitation of tropical lands: a key to sustaining development. *Restoration Ecology* **2**:97–111.
- Butterfield, R. P. 1995. Promoting biodiversity: advances in evaluating native species for reforestation. *Forest Ecology and Management* **75**:111–121.
- Butterfield, R. P., and C. M. Espinoza. 1995. Screening trial of 14 tropical hardwoods with an emphasis on species native to Costa Rica: fourth year results. *New Forests* **9**:135–145.
- Cavelier, J. 1992. Fine-root biomass and soil properties in a semideciduous and a lower montane rain forest in Panama. *Plant and Soil* **142**:187–201.
- Condit, R., S. P. Hubbell, and R. B. Foster. 1993. Identifying fast-growing native trees from the neotropics using data from a large, permanent census plot. *Forest Ecology and Management* **12**:123–143.
- D'Antonio, C. M., and P. M. Vitousek. 1992. Biological invasions by exotic grasses, the grass/fire cycle, and global change. *Annual Review of Ecology and Systematics* **23**:63–87.
- da Silva, J. M. C., C. Uhl, and G. Murray. 1996. Plant succession, landscape management, and the ecology of frugivorous birds in abandoned Amazonian pastures. *Conservation Biology* **10**:491–503.
- Denslow, J. S. 1987. Tropical rainforest gaps and tree species diversity. *Annual Review of Ecology and Systematics* **18**:431–451.
- De Steven, D. 1991. Experiments on mechanisms of tree seedling establishment in old-field succession: seedling survival and growth. *Ecology* **72**:1076–1088.
- Finegan, B. 1992. The management potential of neotropical secondary lowland rain forest. *Forest Ecology and Management* **47**:295–321.
- Fisher, R. F. 1995. Amelioration of degraded rain forest soils by plantations of native trees. *Soil Science Society of America Journal* **59**:544–549.
- Gerhardt, K. 1993. Tree seedling development in tropical dry abandoned pasture and secondary forest in Costa Rica. *Journal of Vegetation Science* **4**:95–102.
- Gerhardt, K. 1996. Germination and development of sown mahogany (*Swietenia macrophylla*) in secondary tropical dry forest habitats in Costa Rica. *Journal of Tropical Ecology* **12**:275–284.
- Gonzales-Montagut, R. M. 1996. Establishment of three rain forest species along the riparian corridor–pasture gradient in Los Tuxtlas, Mexico. Dissertation. Harvard University Press, Cambridge, Massachusetts, USA.
- Gonzalez, J. E., and R. F. Fisher. 1994. Growth of native forest species planted on abandoned pasture land in Costa Rica. *Forest Ecology and Management* **70**:159–167.
- Guariguata, M. R., R. Rheingans, and F. Montagnini. 1995. Early woody invasion under tree plantations in Costa Rica: implications for forest restoration. *Restoration Ecology* **3**:252–260.
- Guevara, S., S. E. Purata, and E. Van der Maarel. 1986. The

- role of remnant forest trees in tropical secondary succession. *Vegetatio* **66**:77–84.
- Harvey, C. A. 2000. Windbreaks enhance seed dispersal into agricultural landscapes in Monteverde, Costa Rica. *Ecological Applications* **10**:155–173.
- Holm, L., J. V. Pancho, J. P. Herberger, and D. L. Plucknett. 1979. A geographical atlas of world weeds. John Wiley, New York, New York, USA.
- Houghton, R. A., D. S. Lefkowitz, and D. L. Skule. 1991. Changes in the landscape of Latin America between 1850 and 1985: I. Progressive loss of forests. *Forest Ecology and Management* **38**:143–172.
- Janzen, D. H. 1988. Management of habitat fragments in a tropical dry forest: growth. *Annals of the Missouri Botanical Garden* **75**:105–116.
- Kellman, M. 1985. Soil enrichment by neotropical savanna trees. *Journal of Ecology* **67**:565–577.
- Kellman, M., and K. Miyanishi. 1982. Forest seedling establishment in neotropical savannas: observation of experiments in the Mountain Pine Ridge savanna, Belize. *Journal of Biogeography* **9**:193–206.
- Knowles, O. H., and J. A. Parrotta. 1995. Amazonian forest restoration: an innovative system for native species selection based on phenological data and field performance indices. *Commonwealth Forestry Review* **74**:230–243.
- Kuusipalo, J., A. Goran, J. Yusuf, A. Otsamo, K. Tuomela, and R. Vuokko. 1995. Restoration of natural vegetation in degraded *Imperata cylindrica* grassland: understory development in forest plantations. *Journal of Vegetation Science* **6**:205–210.
- Lamb, D., J. Parrotta, R. Keenan, and N. Tucker. 1997. Rejoining habitat remnants: restoring degraded forest lands. Pages 366–385 in W. F. Laurance and R. O. Bierregaard, Jr., editors. *Tropical forest remnants: ecology, management, and conservation of fragmented communities*. University of Chicago Press, Chicago, Illinois, USA.
- Legendre, P., and M. J. Anderson. 1999. Distance-based redundancy analysis: testing multispecies responses in multifactorial ecological experiments. *Ecological Monographs* **69**:1–24.
- Legendre, P., and L. Legendre. 1998. *Numerical ecology*. Second English edition. Elsevier Science, Amsterdam, The Netherlands.
- Nepstad, D. C. 1989. Forest regrowth in abandoned pastures of eastern Amazonia: limitations to tree seedling survival and growth. Dissertation. Yale University Press, New Haven, Connecticut, USA.
- Nepstad, D., C. Uhl, and J. M. C. da Silva. 1996. A comparative study of tree establishment in abandoned pasture and mature forest in eastern Amazonia. *Oikos* **76**:25–39.
- Nepstad, D., C. Uhl, and E. A. Serrao. 1990. Surmounting barriers to forest regeneration in abandoned, highly degraded pastures: a case study from Paragominas, Pará, Brazil. Pages 215–229 in A. Anderson, editor. *Alternatives to deforestation: steps towards sustainable uses of Amazonian forests*. Columbia University Press, New York, New York, USA.
- Otsamo, A., G. Adjers, T. S. Hadi, J. Kuusipalo, K. Tuomela, and R. Vuokko. 1995. Effect of site preparation and initial fertilization on the establishment and growth of four plantation tree species used in reforestation of *Imperata cylindrica* (L.) Beauv. dominated grasslands. *Forest Ecology and Management* **73**:271–277.
- Panje, R. R. 1970. The evolution of a weed. *Pest Articles and News Summaries* **16**:590–595.
- Parrotta, J. A., J. W. Turnbull, and N. Jones. 1997. Catalyzing native forest regeneration in degraded tropical lands. *Forest Ecology and Management* **73**:271–277.
- Penna Franco, E. A. 1990. Estudio Socioeconomico y Descripcion de Practicas Agricolas en Tres Comunidades Aledanas al Monumento Natural de Barro Colorado (Las Pavas, Lagartera y Lagarterita). Tesis por el titulo de licenciado en ingenieria agronomica. Universidad de Panama, Panama City, Panama.
- Rao, C. R. 1964. The use and interpretation of principal component analysis in applied research. *Sankhya A* **26**:329–358.
- SAS Institute. 1988. SAS/STAT user's guide. Release 6.03 edition. SAS Institute, Cary, North Carolina, USA.
- ter Braak, C. J. F., and P. Smilauer. 1998. *Canoco reference manual and user's guide to Canoco for Windows: software for canonical community ordination*. Version 4. Microcomputer Power, Ithaca, New York, USA.
- Uhl, C. 1987. Factors controlling succession following slash-and-burn agriculture in Amazonia. *Journal of Ecology* **75**:377–407.
- Uhl, C., R. Buschbacher, and E. A. S. Serrao. 1988. Abandoned pastures in eastern Amazonia. I. Patterns of plant succession. *Journal of Ecology* **76**:663–681.
- Verdonschot, P. F. M., and C. J. F. ter Braak. 1994. An experimental manipulation of oligochaete communities in mesocosms treated with chlorpyrifos or nutrient additions: multivariate analysis with Monte Carlo permutation tests. *Hydrobiologia* **278**:251–266.
- Vieira, I. G., C. Uhl, and D. Nepstad. 1994. The role of the shrub *Cordia multispicata* Cham. as a 'succession facilitator' in an abandoned pasture, Paragominas, Amazonia. *Vegetatio* **115**:91–99.
- Welden, C. W., S. W. Hewett, S. P. Hubbell, and R. B. Foster. 1991. Sapling survival, growth, and recruitment: relationship to canopy height in a neotropical forest. *Ecology* **72**:35–50.
- Whitmore, T. C. 1989. Canopy gaps and the two major groups of forest trees. *Ecology* **70**:536–538.
- Windsor, D. M. 1990. Climate and moisture variability in a tropical forest: long-term records from Barro Colorado Island, Panama. Smithsonian Contribution to the Earth Sciences, Number 29. Smithsonian Institution Press, Washington, D.C., USA.

APPENDIX A

Summary of repeated-measures ANOVA on tree seedling germination, abundance, survival, height, and relative height growth (RHT).

Source	Germination†		Abundance†		Survival†		Height‡		RHT‡	
	df	F	df	F	df	F	df	F	df	F
Between subjects										
Distance	2	0.52	2	3.39	2	1.11	2	3.52	2	4.77
Site × distance	4§									
Treatment	4	11.68**	4	13.04**	4	2.79*	4	3.22**	4	4.86**
Treatment × distance	8	0.69	8	0.45	8	0.43	8	0.22	8	0.58
Site × treatment + Site × treatment × distance	24									
Within subjects										
Time	2	36.31**	3	80.73**	2	1.71	2	5.68**	2	0.86
Time × distance	4	0.59	6	1.01	4	0.15	4	2.17	4	0.13
Time × site × distance	8§									
Time × treatment	8	1.84	12	2.82**	8	1.09	8	1.08	8	0.26
Time × treatment × distance	16	0.92	24	0.80	16	0.74	16	0.36	16	1.08
Time × site × treatment + Time × site × treatment × distance	48									

Notes: The analysis followed a repeated-measures, split-plot design. Sources of variation included distance from the forest as the main plot factor (distance), shading and mowing treatments of the *Saccharum* as the subplot factor (treatment), and their interactions. Site was included as a blocking factor.

* $P < 0.05$; ** $P < 0.01$.

† Sample size: $n = 45$ subjects (i.e., 45 unburned subplots).

‡ Sample size: $n = 371$ subjects (i.e., 371 seedlings were present over all three time periods in the 45 unburned subplots).

§ Main plot error.

|| Subplot error.

APPENDIX B

Summary of RDA in a MANCOVA-like design on matrices of germination per species per subplot per time period (germination) or relative growth rates for height (RHT) per species per subplot per time period.

Source	Germination		RHT	
	df†	F	df‡	F
Site	2		2	
Distance	2	1.03	2	1.41
Treatment	4	2.89**	4	4.67**
Treatment × distance	8	0.70	8	1.25
Time	3	31.51**	1	12.08**
Time × distance	6	1.01	2	2.46*
Time × treatment	12	1.81**	4	2.85**
Time × treatment × distance	24	0.72	8	1.36

Notes: Sources of variation included distance from the forest (distance), shading and mowing treatments of the *Saccharum* (treatment), time, and their interactions. Site and the interaction of site with all main factors and interactions were used as covariables.

* $P < 0.05$; ** $P < 0.01$ (determined using permutation testing).

† For all factors and interactions, denominator df = 60.

‡ For all factors and interactions, denominator df = 16.